





## SNOOP 4

### TRACK MOUNTED LUMINAIRE



- FIXTURE COLOUR OPTIONS**
-  Matt White
  -  Matt Black

- REFLECTOR COLOUR OPTIONS**
-  Matt White
  -  Matt Black
  -  Matt White / Matt Black
  -  Chrome Black
  -  Chrome Gold

*tuneWHITE™ and flexiK are recommended to pair with Soft Lens for better colour mixing effect.*

- Compatible with 100CLO, 100CLE and 100PLE series LED modules
- Colour temperature options: 2700K, 3000K, 3500K, 4000K, 5000K, WARM DIM, flexiK
- Colour rendering index: 85 or 95
- Up to 50,000 hours L80 lamp life with LM80 tested LED chip packages
- Beam pattern options: 12°, 20°, 35°, 60° (depending on LED module)
- Luminous flux: 638lm to 3000lm (depending on LED module)
- Supplied with non-dimmable or phase, 0-10V, DALI dimmable, with local dimming features
- Full angle adjustable
- ATePS™ Automated Thermal Protection System
- ComfyEYE, reduced flicker percentage
- Interchangeable LED module system
- Optional linear spread lens, soft lens and honeycomb anti-glare louvre



*The information above is at nominal values accuracy of +/-7%.*

#### AVAILABLE OPTIONS

##### LED MODULE



100CLO/100CLE/100PLE


##### TEMPERATURE



##### DRIVER



##### ACCESSORIES



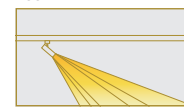
##### BEAM ANGLE

SINGLE CCT  
100 CLO / 100 CLE / 100PLE



12° 20° 35° 60°

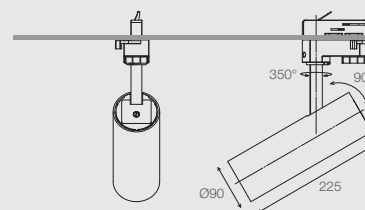
WARM DIM / tuneWHITE™ / flexiK  
100 PLE



20° 35° 60°

#### DIMENSIONS (MM)

*\*Displayed height measurements are for highest point of tilting.*

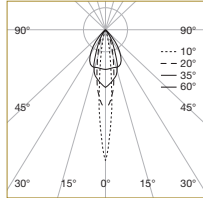


PHOTOMETRICS

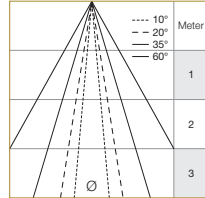
# SNOOP TRACK

## 50 PRO

POLAR DIAGRAM



CONE DIAGRAM



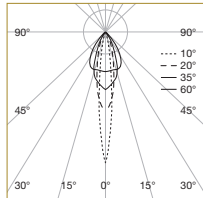
Ø = DIAMETER

	Emax (lx)			
	10°	20°	35°	60°
E (0°)	10074	9261	3914	1356
Cone DØ (m)	0.19	0.26	0.6	1.22
E (0°)	2518	2315	979	339
Cone DØ (m)	0.37	0.51	1.19	2.43
E (0°)	1119	1029	435	151
Cone DØ (m)	0.56	0.77	1.79	3.65

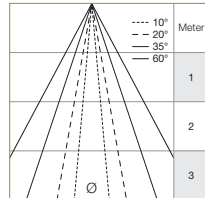
Correction Factor : 50C - f = 0.75  
 50N - f = 0.59  
 35N - f = 0.47  
 Coin - f = 0.35

## 50 NEST WARM DIM

POLAR DIAGRAM



CONE DIAGRAM



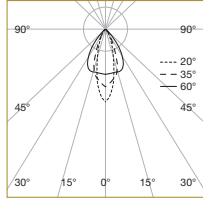
Ø = DIAMETER

	Emax (lx)			
	10°	20°	35°	60°
E (0°)	4296	2413	1419	491
Cone DØ (m)	0.19	0.34	0.6	1.22
E (0°)	1074	603	355	123
Cone DØ (m)	0.37	0.68	1.19	2.43
E (0°)	477	268	158	55
Cone DØ (m)	0.56	1.03	1.79	3.65

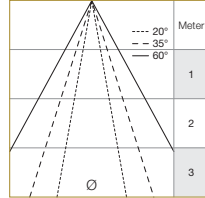
Correction Factor : 50C - f = 0.74  
 Coin - f = 0.84

## 50 PRO WARM DIM

POLAR DIAGRAM



CONE DIAGRAM

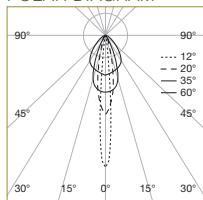


Ø = DIAMETER

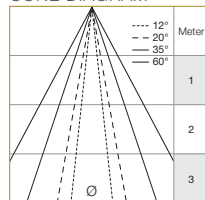
	Emax (lx)		
	20°	35°	60°
E (0°)	4784	2813	974
Cone DØ (m)	0.34	0.6	1.22
E (0°)	1196	703	244
Cone DØ (m)	0.68	1.20	2.44
E (0°)	532	313	108
Cone DØ (m)	1.02	1.80	3.66

## 100 PRO

POLAR DIAGRAM



CONE DIAGRAM



Ø = DIAMETER

	Emax (lx)			
	12°	20°	35°	60°
E (0°)	27565	10467	5990	1592
Cone DØ (m)	0.22	0.39	0.73	1.67
E (0°)	6891	2617	1498	398
Cone DØ (m)	0.44	0.78	1.46	3.34
E (0°)	3063	1163	666	177
Cone DØ (m)	0.66	1.17	2.19	5.01

Correction Factor : 100C - f = 0.68  
 100C.LO - f = 0.5

# SNOOP 4 TRACK

## ORDERING MATRIX CHART

FIXTURE				SINGLE CCT LED MODULE				DRIVER
Type	Colour	Reflector Color	Accessories	LED Power	Beam Angle	Colour Temp	CRI	Dimming
<b>SNOOP-4</b>	---	---	---	---	---	---	---	---
<b>WH</b>	Matt White	<b>WH</b> Matt White	<b>AGL</b> Anti-Glare Louvre	<b>100CLO</b> 13W	<b>12</b> 12°	<b>27</b> 2700K	Standard	<b>ND</b> Non-Dim
<b>MB</b>	Matt Black	<b>MB</b> Matt Black	<b>SL</b> Soft Lens	<b>100CLE</b> 16W	<b>20</b> 20°	<b>30</b> 3000K	<b>PA</b> ProART	<b>PH</b> Phase
		<b>WB</b> White/Black	<b>LSL</b> Linear Spread Lens	<b>100PLE</b> 25W	<b>35</b> 35°	<b>35</b> 3500K		<b>AN</b> 0-10V
		<b>CB</b> Chrome Black	<b>LBA</b> Local Brightness Adjuster		<b>60</b> 60°	<b>40</b> 4000K		<b>DA</b> DALI
		<b>CG</b> Chrome Gold				<b>50</b> 5000K		
				<b>WARM DIM LED MODULE</b>				<b>DRIVER</b>
				<b>100PLE</b> 25W	<b>20</b> 20°	<b>WD</b> WARM DIM	<b>PA</b> ProART	<b>PH</b> Phase
					<b>35</b> 35°			<b>AN</b> 0-10V
					<b>60</b> 60°			<b>DA</b> DALI
				<b>tuneWHITE™ LED MODULE</b>				<b>DRIVER</b>
				<b>100PLE</b> 25W	<b>20</b> 20°	<b>TW18</b> tuneWHITE™ 1800K-4000K	<b>PA</b> ProART	<b>DA</b> DALI
					<b>35</b> 35°	<b>TW27</b> tuneWHITE™ 2700K-6500K		
					<b>60</b> 60°			
				<b>flexiK LED MODULE</b>				<b>DRIVER</b>
				<b>100PLE</b> 25W	<b>20</b> 20°	<b>FK##</b> flexiK	<b>PA</b> ProART	<b>PH</b> Phase
					<b>35</b> 35°			<b>AN</b> 0-10V
					<b>60</b> 60°			<b>DA</b> DALI

example: SNOOP-4.MB.CB.AGL.100PLE.20.30.PH

\*Custom RAL colour options available.

## denotes the first two digits of preferred CCT ranging from 1800K to 6500K by increment of 100K